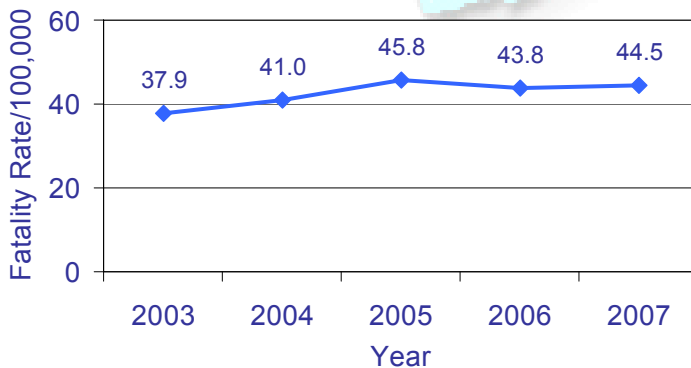


FLORIDA INJURY FACTS: UNINTENTIONAL FALLS: SENIORS

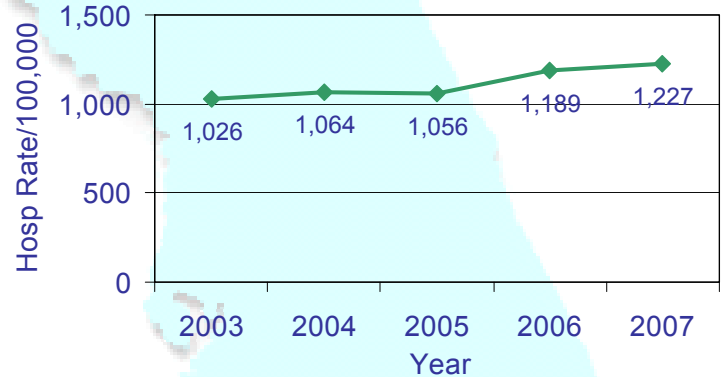
AT A GLANCE:

- Falls are the leading cause of injury-related deaths, hospitalizations and emergency department visits among Florida's senior population (65+ years) and result in significant physical, personal, social and economic burden.
- In 2007, 1,427 senior residents were fatally injured in an unintentional fall and another 39,384 were hospitalized for non-fatal injuries.

Fatal Unintentional Fall-Related Injuries, by Year, 2003-2007



Non-Fatal Unintentional Fall-Related Injury Hospitalizations, by Year, 2003-2007



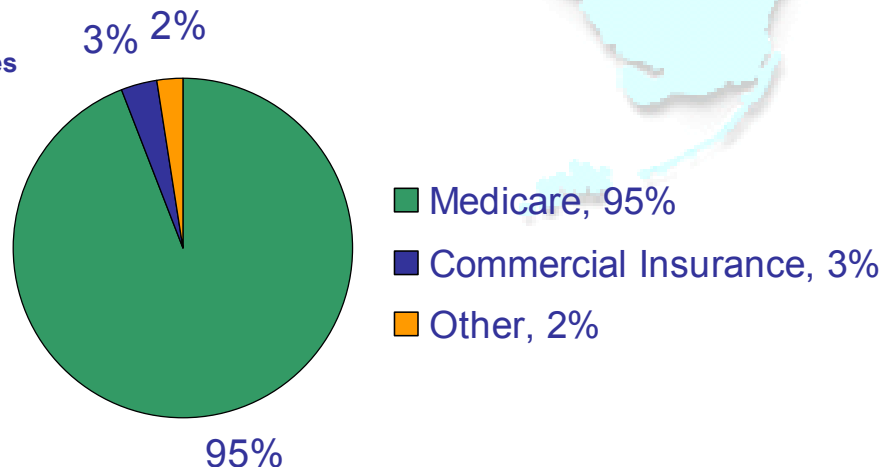
ECONOMIC IMPACT:

In 2007, among seniors:

- The median admission charge for non-fatal unintentional fall-related injury hospitalizations was \$33,545; total charges exceeded \$1.6 billion. The median length of stay was four days and most patients (87%) received continued medical care after hospital discharge; only 13% of patients went directly home without care.
- Medicare was the payer source for 95% of these hospitalizations.

Non-Fatal Unintentional Fall-Related Injury Hospitalization Admission Charges and Payer Source, Florida Residents, Ages 65 Years and Older 2007

Median Admission Charge
\$33,545
Total Admission Charges
> \$1.6 billion

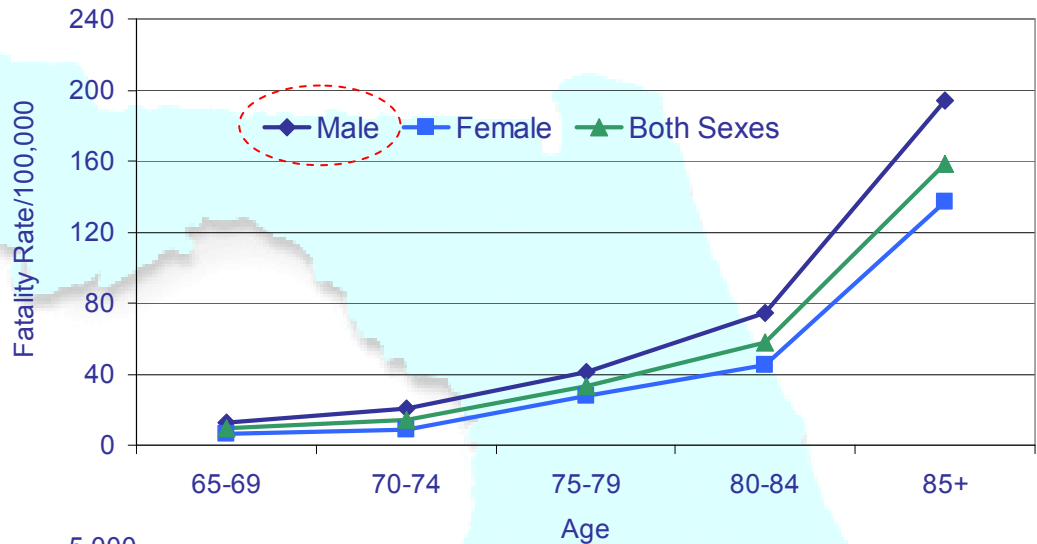


WHO IS INJURED?

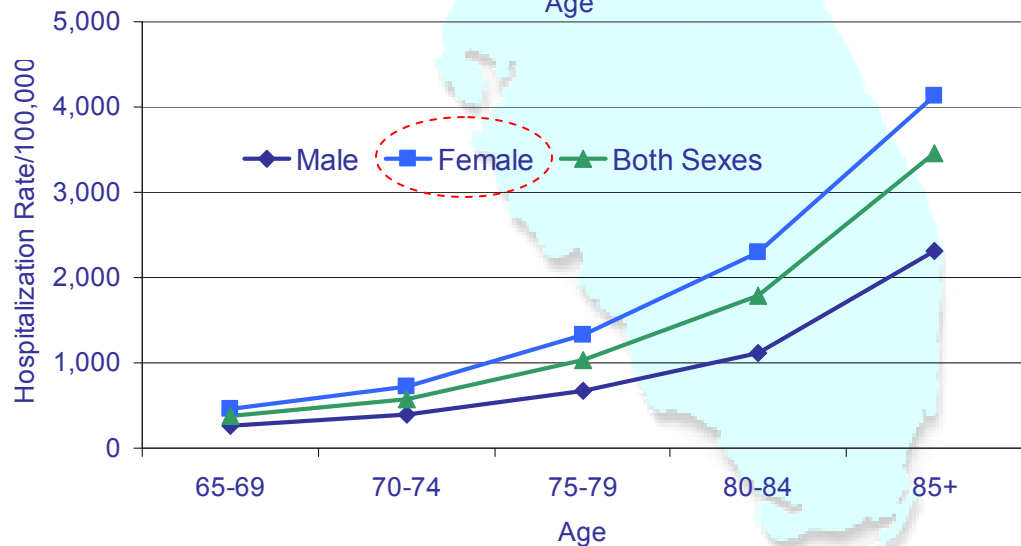
In 2007, among seniors:

- Males of each age group had a higher rate of fatal unintentional fall-related injuries than their female counterpart while the non-fatal hospitalization rates were highest among females.
- The rate of injury, fatal and non-fatal, increased dramatically with age among both males and females. Residents ages 85 years and older were most at risk.

Fatal Unintentional Fall-Related Injuries, by Age and Sex, Florida Residents, Ages 65+, 2007



Non-Fatal Unintentional Fall-Related Injury Hospitalizations, by Age and Sex, Florida Residents, Ages 65+, 2007



- Males accounted for 51% of unintentional fall-related injury deaths, but only 27% of non-fatal hospitalizations. Females accounted for 49% of deaths, and 73% of hospitalizations.
- Whites accounted for 95% of unintentional fall-related injury deaths and non-fatal hospitalizations combined, Blacks accounted for 3%, and Other Non-Whites 2%.

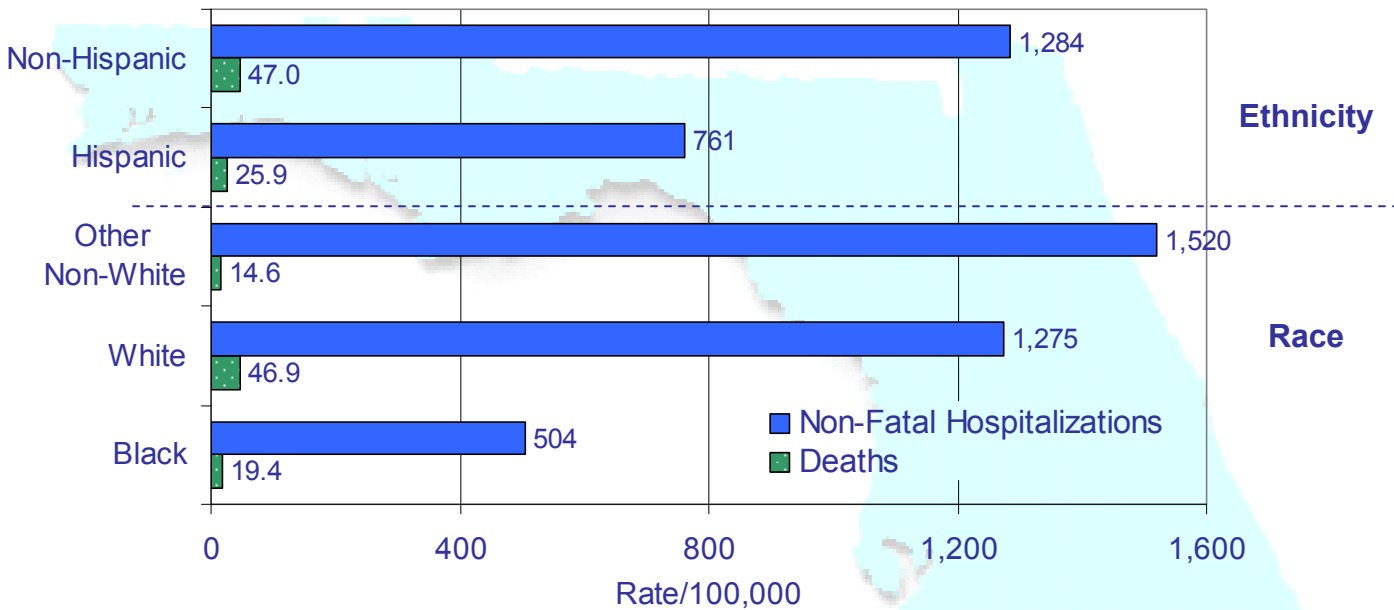
Fatal Unintentional Fall-Related Injuries and Non-Fatal Hospitalizations, by Sex and Race, Florida Residents, Ages 65 Years and Older, 2007

	Male	Female	White	Black	Other Non-White	Both Sexes, All Races
Deaths	729	698	1,374	47	6	1,427
Non-Fatal Hospitalizations	10,652	28,732	37,305	1,222	626	39,384

In 2007, among seniors:

- Non-Hispanic residents had higher rates of fatal unintentional fall-related injuries and non-fatal hospitalizations than Hispanic residents.
- White residents had the highest rate of fatal unintentional fall-related injuries while Other Non-White residents had the highest non-fatal hospitalization rate. Black residents had the lowest hospitalization rate and Other Non-White residents had the lowest fatality rate.

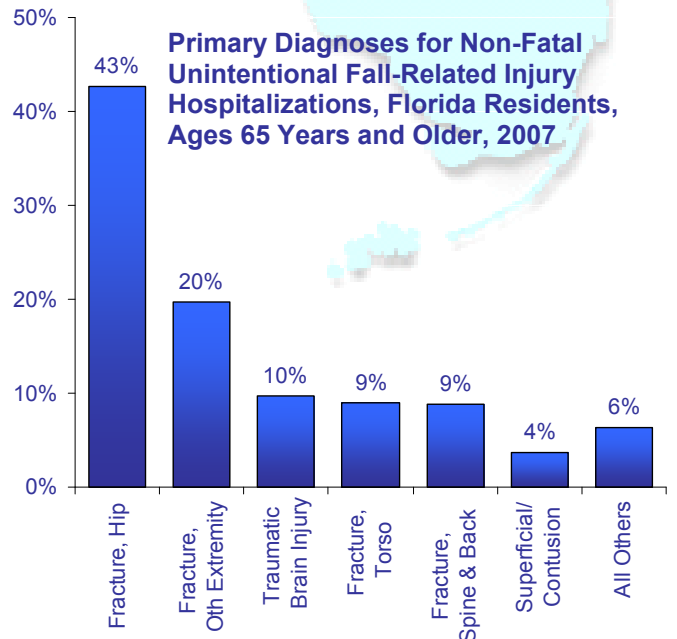
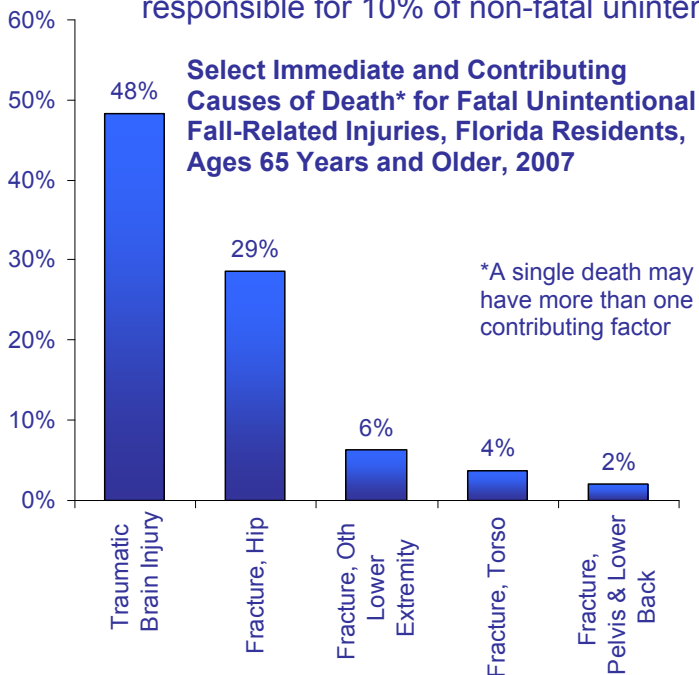
Fatal Unintentional Fall-Related Injuries and Non-Fatal Hospitalizations, by Hispanic Ethnicity and Race, Florida Residents, Ages 65 Years and Older, 2007



MOST COMMON INJURIES FROM UNINTENTIONAL FALLS:

In 2007, among seniors:

- Hip fractures were related to 29% of unintentional fall-related deaths and responsible for 43% of non-fatal unintentional fall-related injury hospitalizations.
- Traumatic brain injuries were related to 48% of unintentional fall-related deaths and responsible for 10% of non-fatal unintentional fall-related injury hospitalizations.



PLACE OF OCCURRENCE AND TYPE OF FALL:

In 2007, among seniors:

- Approximately 80% of unintentional fall-related injuries occurred within or around a place of residence.
- The most common fatal falls were same-level falls which includes: slips, trips, and stumbles. Falls from furniture and stairs/steps were also common.
- The most common types of falls resulting in hospitalizations for non-fatal injuries were slips, trips, and stumbles. Falls from ladders, stairs/steps, and furniture were also common.

Fatal Unintentional Fall-Related Injuries, by Type of Fall, Florida Residents, Ages 65 Years and Older, 2007

External Cause of Injury Code, Description, Number of Deaths

W01 Slip, Trip, Stumble – 45	W11 Ladder – 16
W03 Collision with, or push by, other person – <5	W13 Building – 6
W04 While carried/supported by other person – 4	W15 Cliff – <5
W05 Wheelchair – 13	W16 Jump or dive into water – <5
W06 Bed – 42	W17 Other fall, one level to another – 7
W07 Chair – 14	W18 Other fall, same level – 574
W08 Other furniture – 5	W19 Unspecified – 668
W10 Stairs, Steps – 30	

Non-Fatal Unintentional Fall-Related Injury Hospitalizations, by Type of Fall, Florida Residents, Ages 65 Years and Older, 2007

External Cause of Injury Code, Description, Number of Hospitalizations

E880 Escalator – 8	E884.9 Other fall – one level to another - 400
E880.1 Sidewalk curb – 150	E885.0 Non-motorized Scooter - 12
E880.9 Stairs, Steps – 756	E885.1 Roller Skates – 10
E881.0 Ladder – 526	E885.2 Skateboard – 6
E881.1 Scaffolding – 5	E885.3 Skis – <5
E882 Building – 47	E885.4 Snowboard – <5
E883.0 Dive or jump into water – <5	E885.9 Other Slip, Trip, Stumble – 17,431
E883.9 Into other hole or opening – 16	E886.0 Collision with person in sports – 2
E884.1 Cliff – <5	E886.9 Oth/Unspec collisions with person – 59
E884.2 Chair – 605	E888.0 Fall and strike sharp object – 35
E884.3 Wheelchair – 556	E888.1 Fall and strike against other object – 505
E884.4 Bed – 1,254	E888.8 Other fall – 2,834
E884.5 Other furniture – 75	E888.9 Unspecified fall – 13,874
E884.6 Commode – 214	

INFORMATION AND PREVENTION RESOURCES:

- The Centers For Disease Control and Prevention, National Center for Injury Prevention and Control <http://www.cdc.gov/ncipc/duip/preventadultfalls.htm>
- Florida Department of Elder Affairs, Communities for a Lifetime <http://www.communitiesforalifetime.org>

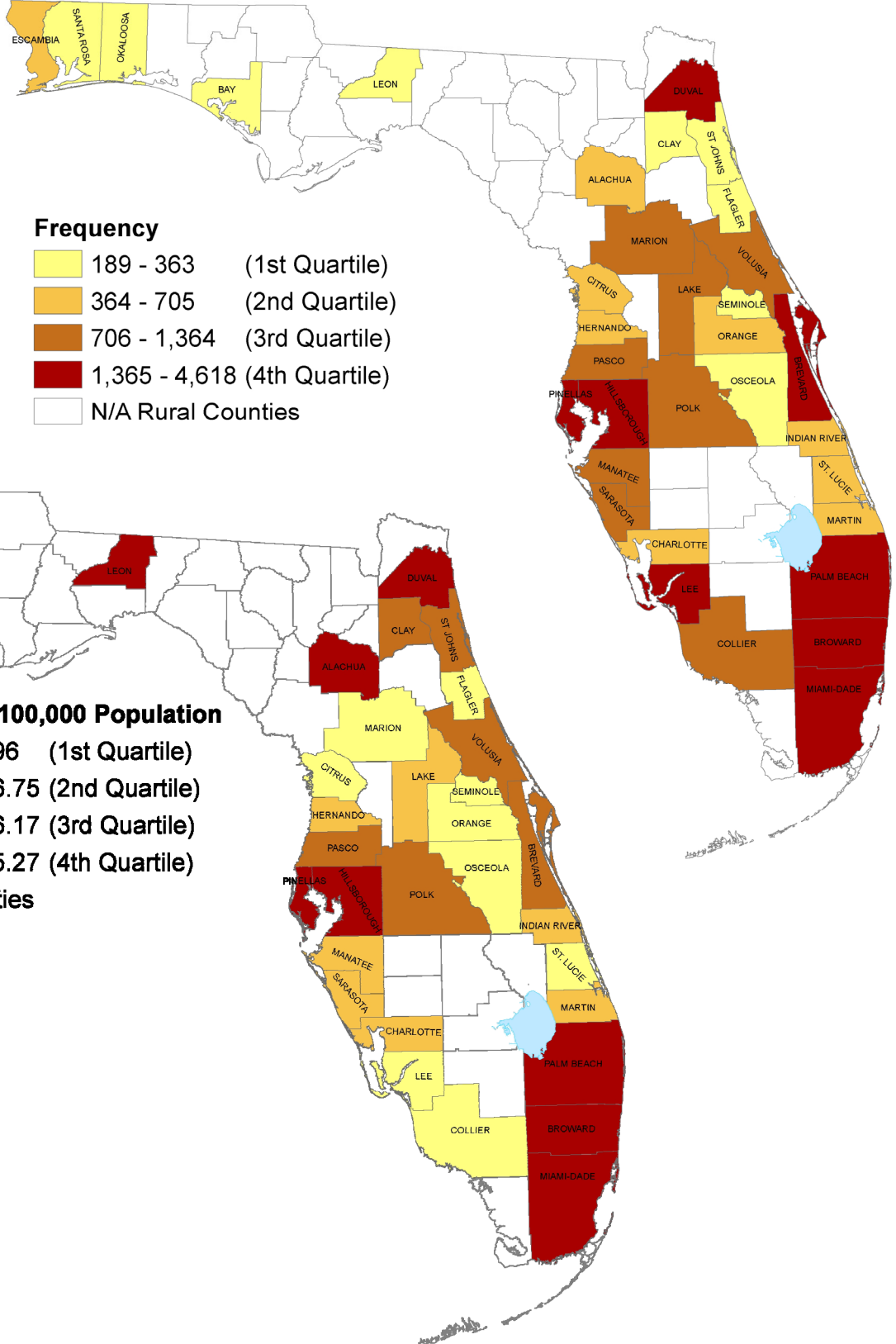

DATA SOURCES AND CASE DEFINITIONS:

Unintentional Fall-Related Injury Deaths: Florida Department of Health, Office of Vital Statistics, Death Certificates; Underlying Cause of Death ICD-10 W00-W19

Non-Fatal Unintentional Fall-Related Injury Hospitalizations: Agency for Health Care Administration, Hospital Discharge Data; Records with Injury Principal Diagnosis and Unintentional Fall External Cause of Injury Code ICD-9 CM E880-E886, E888

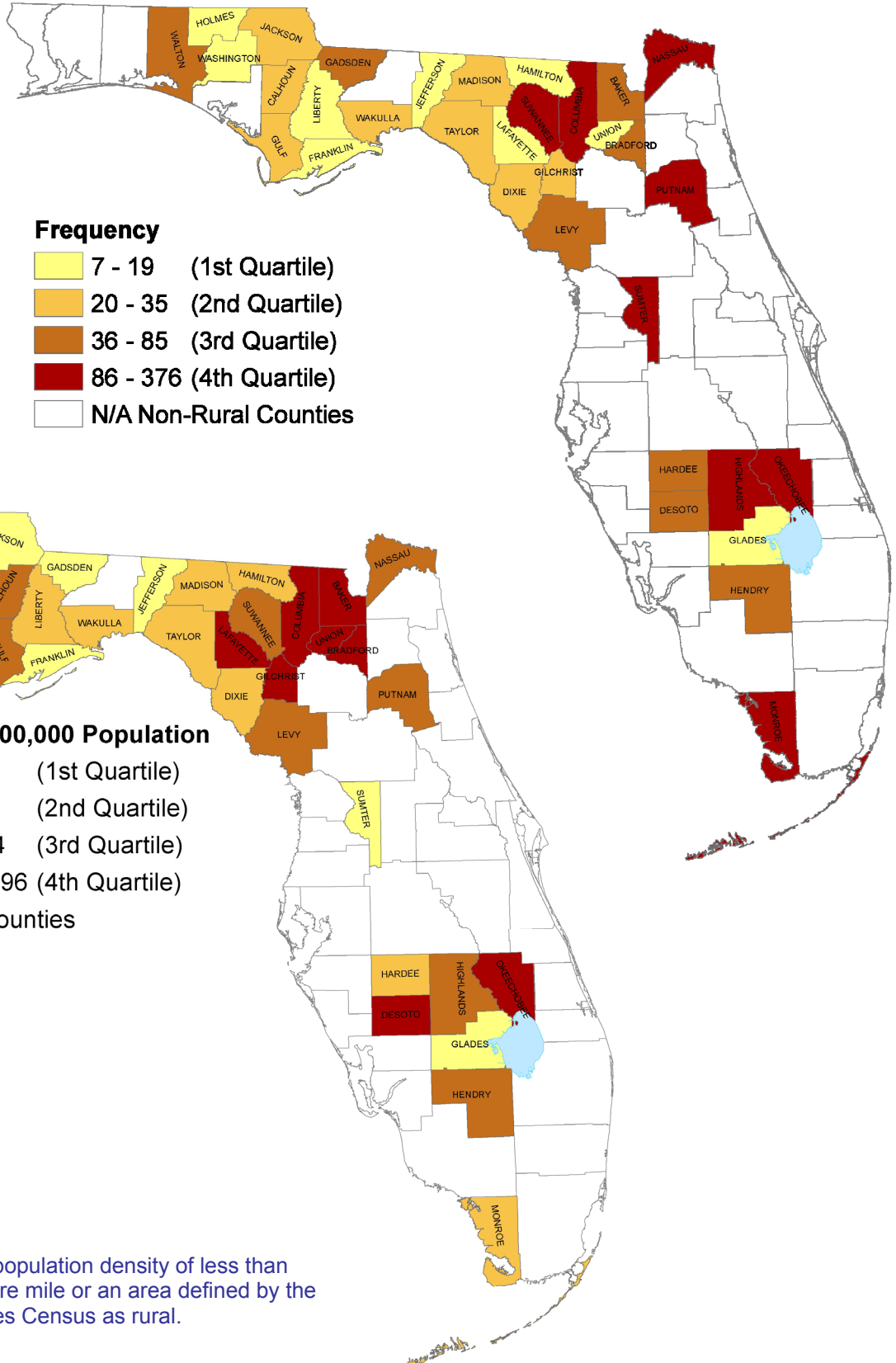
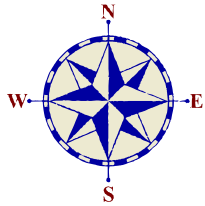
COUNTY BY COUNTY COMPARISON: NON-RURAL COUNTIES

Unintentional Fall-Related Injury Deaths and Non-Fatal Hospitalizations, Florida Residents of Non-Rural Counties, Ages 65 Years and Older, 2007



COUNTY BY COUNTY COMPARISON: RURAL* COUNTIES

Unintentional Fall-Related Injury Deaths and Non-Fatal Hospitalizations,
Florida Residents of Rural Counties, Ages 65 Years and Older, 2007



*Rural – an area with a population density of less than 100 individuals per square mile or an area defined by the most recent United States Census as rural.